

MONTHLY REVENUE REPORT

Josh Shapiro, Governor
Patrick M. Browne, Secretary of Revenue



pennsylvania
DEPARTMENT OF REVENUE

MAY 2024

GENERAL FUND

General Fund Collections of \$3.4 billion for the month of May were \$86.4 million, or 2.6 percent, above the official estimate. Fiscal year 2023-24 collections of \$41.8 billion were \$825.7 million, or 2.0 percent, above estimate.

- Total Corporation Tax collections of \$391.5 million for the month of May were \$97.9 million below the official estimate. Year-to-date collections are \$234.3 million, or 3.2 percent, above estimate.
- Sales and Use Tax (SUT) collections of \$1.2 billion were \$117.1 million above estimate. Year-to-date collections are \$199.7 million, or 1.6 percent, above estimate.
- Total Personal Income Tax (PIT) collections of \$1.3 billion for the month of May were \$10.6 million above estimate. Year-to-date collections are \$146.8 million, or 0.9 percent, below the official estimate.
- Realty Transfer Tax (RTT) revenues of \$51.5 million were \$3.7 million above estimate. Year-to-date collections are \$17.2 million, or 3.7 percent, above estimate.
- Inheritance Tax revenues of \$146.9 million were \$18.1 million above estimate. Year-to-date collections are \$155.4 million, or 11.4 percent, above estimate.
- Other tax revenue including Cigarette, Malt Beverage, Liquor, Gaming, and other miscellaneous tax collections totaled \$185.5 million for the month of May.
- Non-tax revenue collections for the month of May were \$42.8 million above estimate. Year-to-date collections are \$440.1 million, or 40.3 percent, above the official estimate.

IN THIS ISSUE

| | | | |
|--------------------------------------|---------------|--|----------------|
| • General Fund | <i>Page 1</i> | • Revenue Receipts for Selected Special Funds | <i>Page 9</i> |
| • 2023-24 General Fund Revenues | <i>Page 2</i> | • Refunds of Taxes | <i>Page 9</i> |
| • General Fund Detail | <i>Page 3</i> | • General Fund Growth | <i>Page 10</i> |
| • Corporation Tax Detail | <i>Page 4</i> | • General Fund Comparison of Actual to Estimate May 2024 | <i>Page 11</i> |
| • Consumption Tax Detail | <i>Page 5</i> | • Motor License Fund Growth | <i>Page 12</i> |
| • Personal Income & Other Tax Detail | <i>Page 6</i> | • Motor License Fund Comparison of Actual to Estimate May 2024 | <i>Page 12</i> |
| • Non-Tax Collections Detail | <i>Page 7</i> | | |
| • Motor License Fund Detail | <i>Page 8</i> | | |

Direct inquiries to the Pennsylvania Department of Revenue Bureau of Research
1147 Strawberry Square | Harrisburg, PA 17128-1100 | 717.787.6300 | www.revenue.pa.gov

MONTHLY REVENUE REPORT

Josh Shapiro, Governor
Patrick M. Browne, Secretary of Revenue

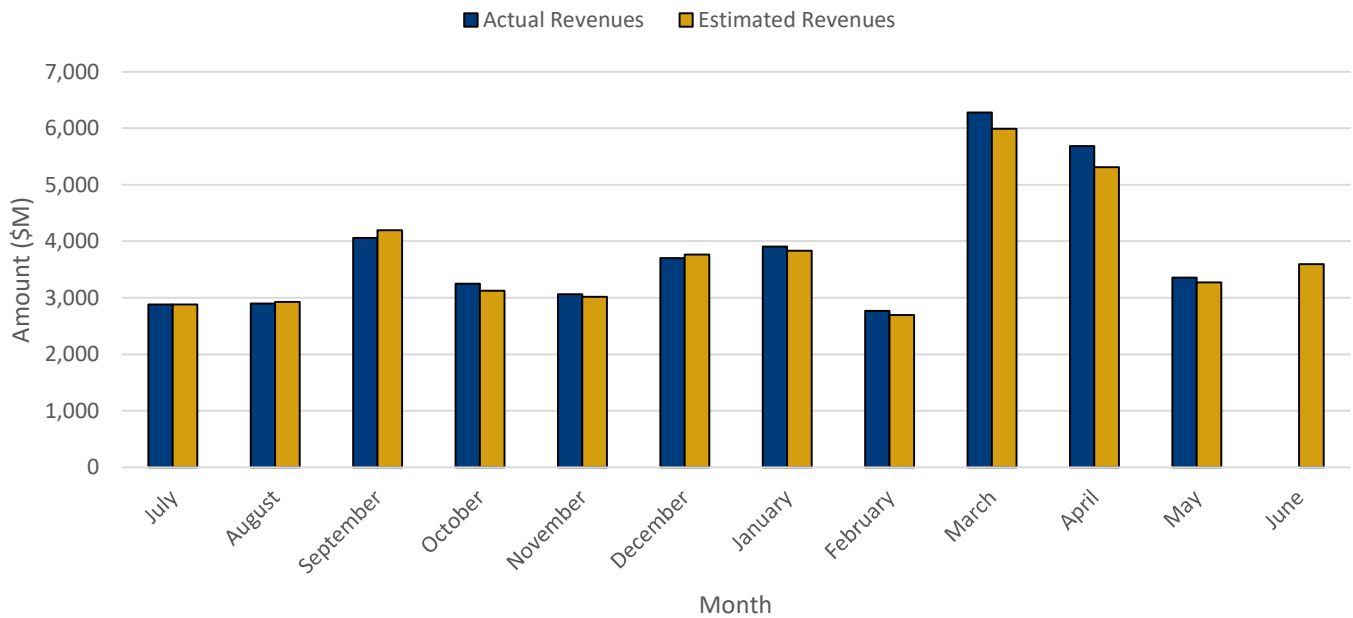


pennsylvania
DEPARTMENT OF REVENUE

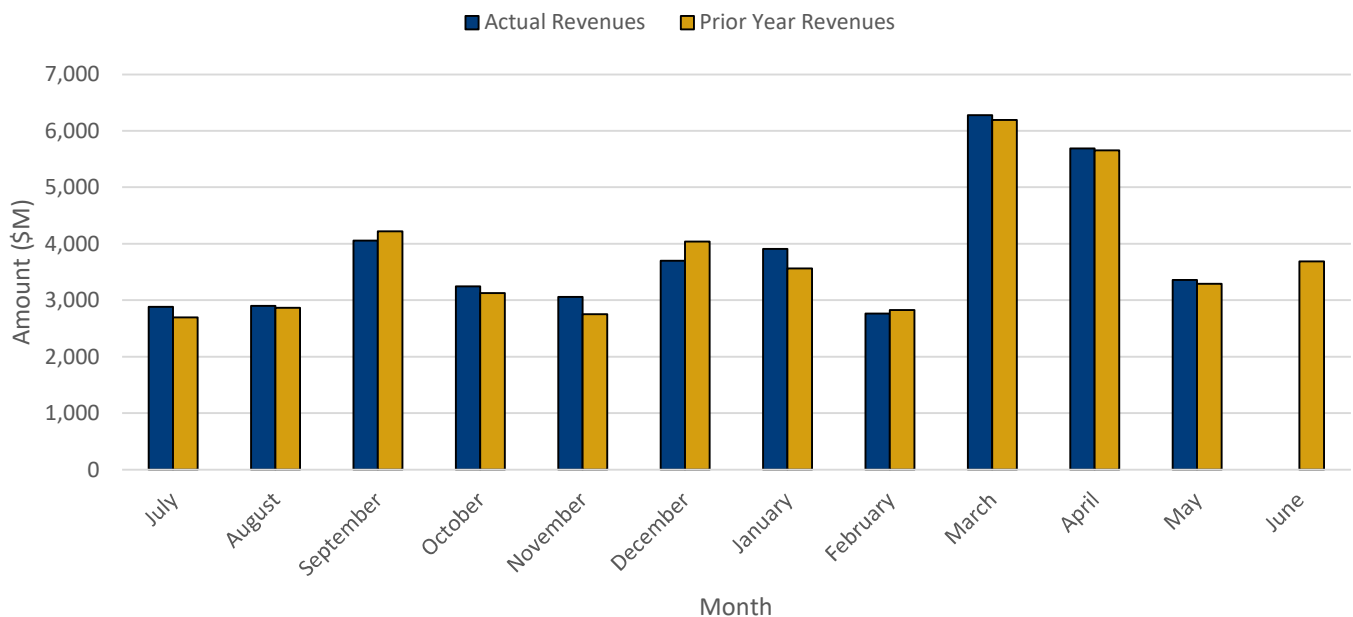
MAY 2024

2023-24 GENERAL FUND REVENUES

Actual vs. Estimated Revenue Collections



Actual vs. Prior Year Revenue Collections



MONTHLY REVENUE REPORT

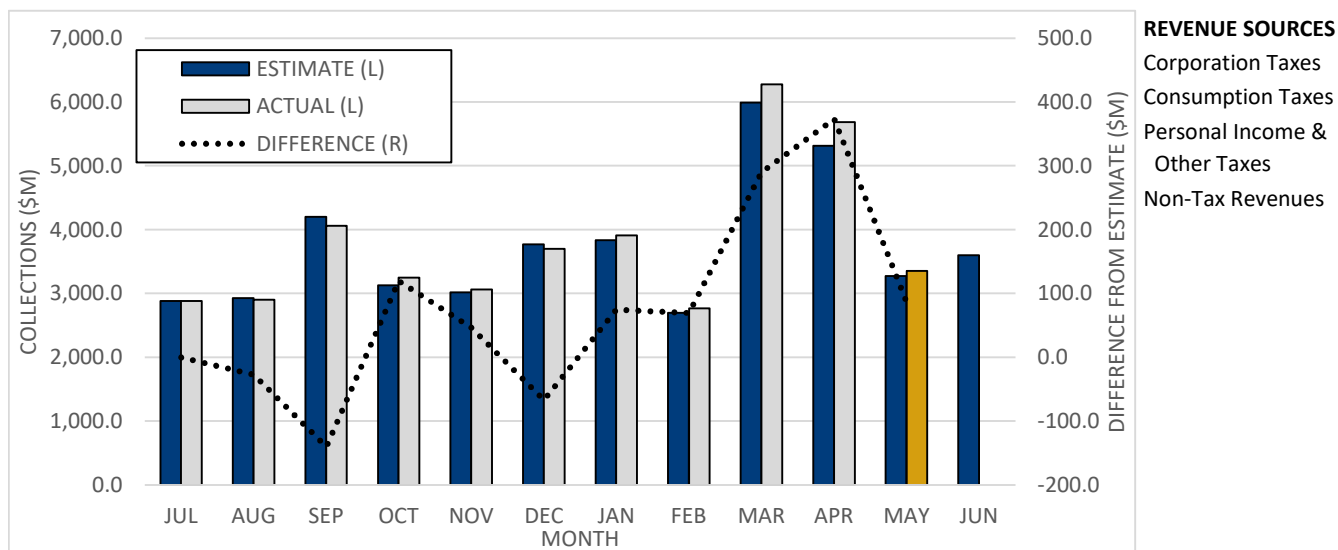
Josh Shapiro, Governor
Patrick M. Browne, Secretary of Revenue



pennsylvania
DEPARTMENT OF REVENUE

MAY 2024

GENERAL FUND TOTAL



MAY

In May, the General Fund exceeded estimate by \$86M (2.6%):

| | DIFFERENCE FROM ESTIMATE |
|-------------------------------|--------------------------|
| Corporation Taxes | -98 |
| Consumption Taxes | 107 |
| Personal Income & Other Taxes | 34 |
| Non-Tax Revenues | 43 |
| General Fund Total | 86 |

Please see the following pages for more discussion of these differences.

FISCAL YEAR TO DATE

Through May, the General Fund is \$826M over estimate (2.0%):

| | DIFFERENCE FROM ESTIMATE |
|-------------------------------|--------------------------|
| Corporation Taxes | 234 |
| Consumption Taxes | 131 |
| Personal Income & Other Taxes | 20 |
| Non-Tax Revenues | 440 |
| General Fund Total | 826 |

Please see the following pages for more discussion of these differences.

MONTHLY REVENUE REPORT

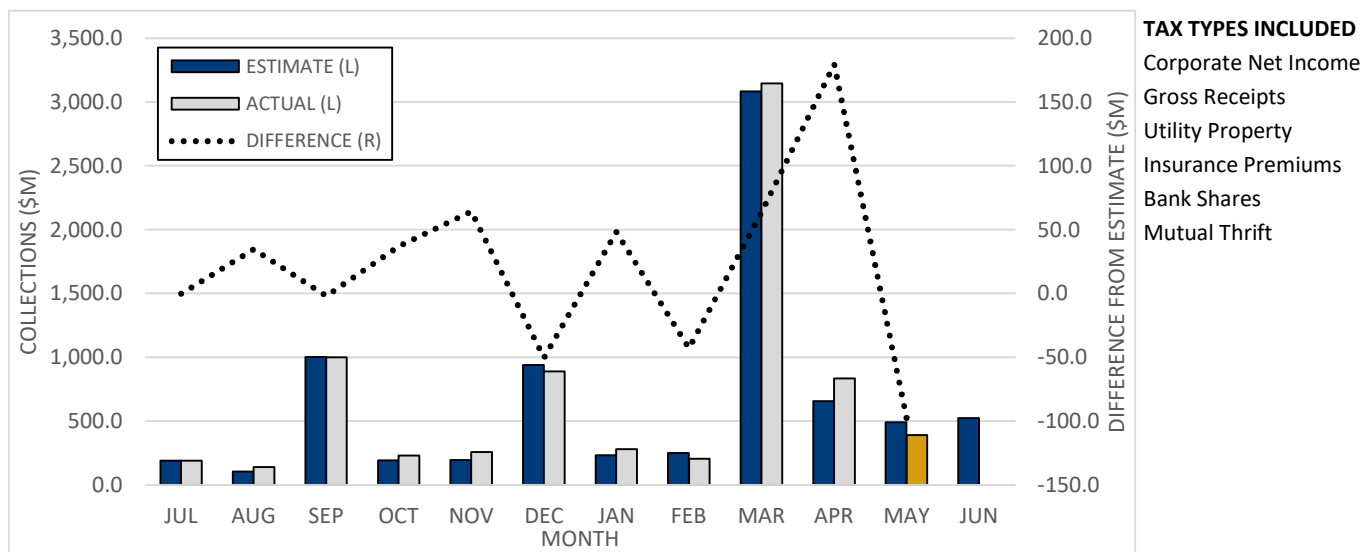
Josh Shapiro, Governor
Patrick M. Browne, Secretary of Revenue



pennsylvania
DEPARTMENT OF REVENUE

MAY 2024

CORPORATION TAXES



MAY

- Corporation Taxes missed estimate by \$98M (20%) in May. Corporate Net Income Tax (CNIT) missed estimate by \$109M (year-over-year growth of -16%) while all other Corporation Taxes exceeded estimate by \$11M.
- The CNIT shortfall this month was expected after April CNIT revenues exceeded estimate by \$163M. April revenues were primarily made up of revenues that were actually due in May (tax year 2023 regular payments).

FISCAL YEAR TO DATE

- Through May, Corporation Taxes are over estimate by \$234M (3%).
- With the exception of Utility Property Tax (PURTA), all Corporation Taxes have exceeded estimate fiscal year to date.
- Of all of the Corporation Taxes, only CNIT has significant collections in June. It is possible those collections will be weak as they were in March (when the first 2024 estimated payment was due for most taxpayers).

MONTHLY REVENUE REPORT

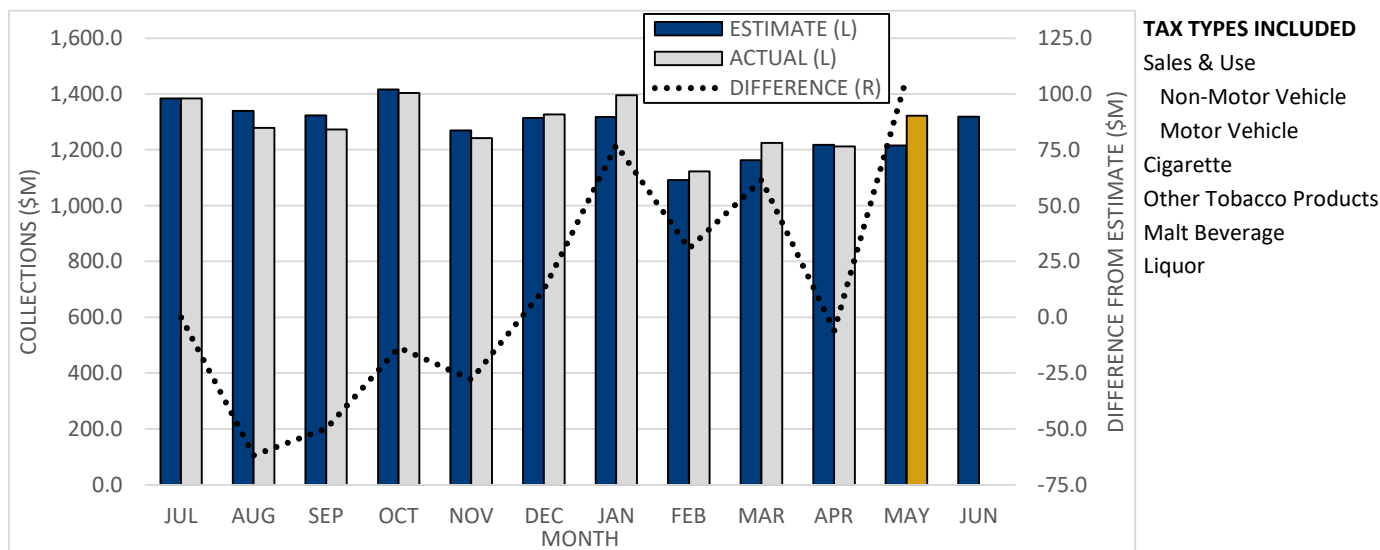
Josh Shapiro, Governor
Patrick M. Browne, Secretary of Revenue



pennsylvania
DEPARTMENT OF REVENUE

MAY 2024

CONSUMPTION TAXES



MAY

- Consumption Taxes exceeded estimate by \$107M (9%) in May, with Non-Motor Vehicle Sales and Use Tax (NMV) making up \$110M of that overage.
- As mentioned in previous monthly revenue reports, a portion of the NMV overage is due to payment filing frequency. More NMV is being paid as monthly payments as opposed to quarterly, so non-quarterly due date collections have been exceeding estimate.
- In addition, April sales of taxable goods were also much stronger than expected. April 2024 sales were approximately 6% higher than April 2023.

FISCAL YEAR TO DATE

- Through May, Consumption Taxes are \$131M (1%) over estimate.
- Both components of Sales and Use Tax (Non-Motor Vehicle and Motor Vehicle) are over estimate. This overage is partially offset by collections for the remaining Consumption Taxes (Cigarette, Other Tobacco Products, Malt Beverage, and Liquor), which are all below estimate.

MONTHLY REVENUE REPORT

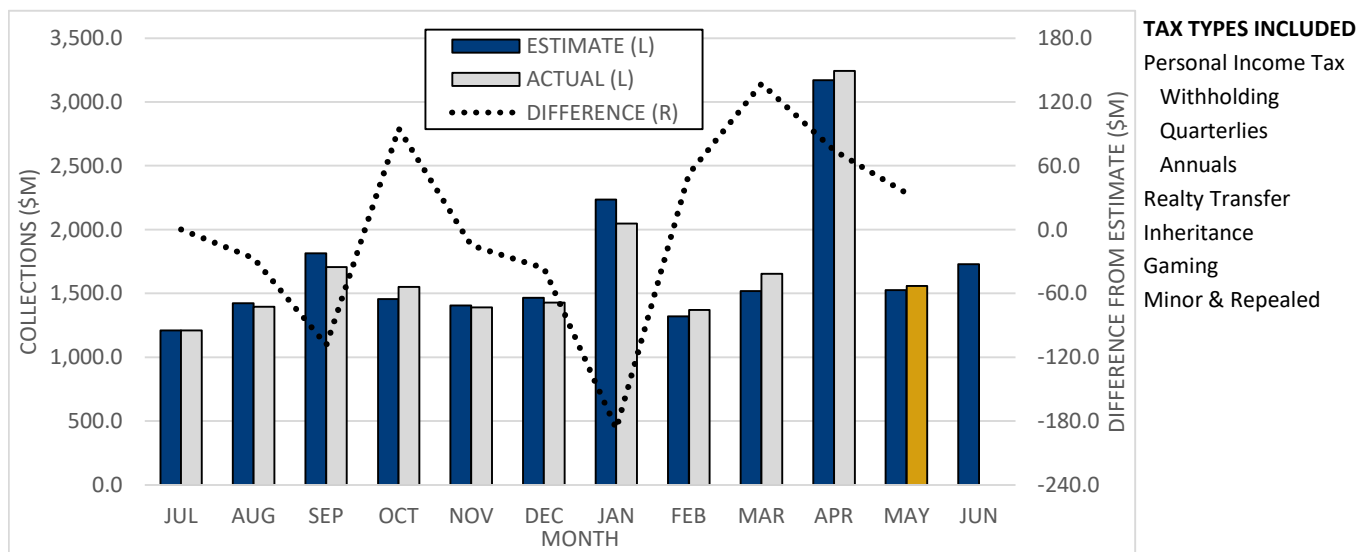
Josh Shapiro, Governor
Patrick M. Browne, Secretary of Revenue



pennsylvania
DEPARTMENT OF REVENUE

MAY 2024

PERSONAL INCOME & OTHER TAXES



MAY

- Personal Income and Other Taxes exceeded estimate by \$34M (2%) in May.
- Overall, Personal Income Tax collections were \$11M over estimate (1%).
- Inheritance Tax collections were \$18M over estimate, continuing its recent strong performance that has been driven by an elevated stock market.

FISCAL YEAR TO DATE

- Fiscal year to date, Personal Income and Other Taxes are 0.1% above estimate.

MONTHLY REVENUE REPORT

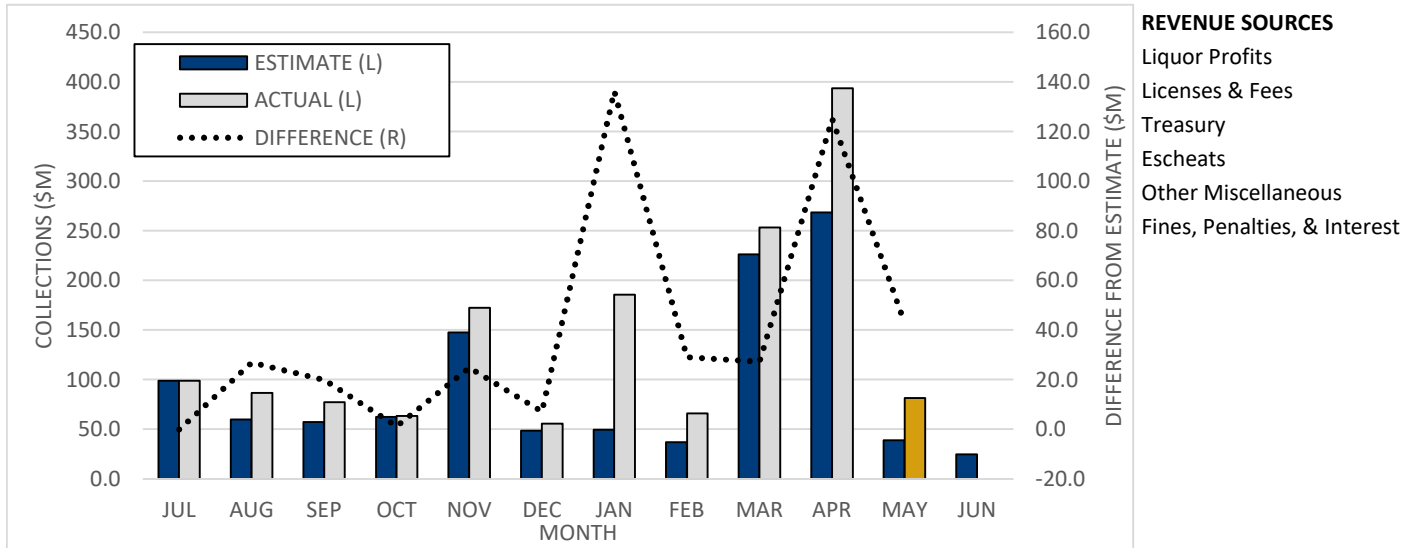
Josh Shapiro, Governor
Patrick M. Browne, Secretary of Revenue



pennsylvania
DEPARTMENT OF REVENUE

MAY 2024

NON-TAX



MAY

- Non-Tax revenues were \$43M over estimate in May, again driven by Treasury collections which were \$44M over estimate.

FISCAL YEAR TO DATE

- Through May, Non-Tax collections are \$440M over estimate, driven by two revenue sources:
 - Treasury receipts are \$344M over estimate (94%).
 - Escheats collections are \$96M over estimate (42%).
- Of those two sources, only Treasury is likely to affect collections through the end of the fiscal year.

MONTHLY REVENUE REPORT

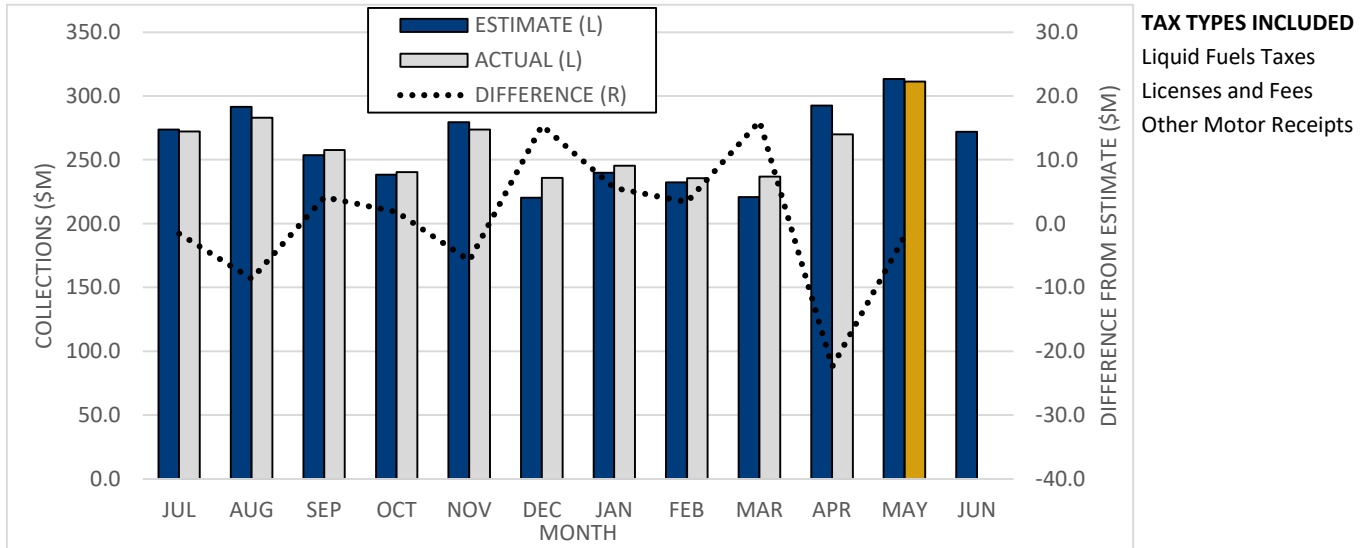
Josh Shapiro, Governor
Patrick M. Browne, Secretary of Revenue



pennsylvania
DEPARTMENT OF REVENUE

MAY 2024

MOTOR LICENSE FUND TOTAL



MAY

- Motor License Fund collections were \$311M, or \$2M under estimate (a 1% difference).
- Liquid Fuels Taxes were \$185M this month (2% over estimate).
- Licenses and Fees came in \$12M, or 10%, lower than expected. The main reason for the shortfall appears to be corrective movements out of Miscellaneous Collections, as the account totaled -\$21M in May.
- Other Motor Receipts continue to be higher than estimate (\$7M, or 195%) due to continued strong Treasury collections (\$5M, or 167% over estimate).

FISCAL YEAR TO DATE

- Through May, the Motor License Fund has exceeded estimate by \$6M, close to 0%, within the department's goal of coming within 2% of actual collections.
- Liquid Fuels Taxes are \$35M, or 2%, under estimate, offset by stronger than anticipated Other Motor Receipts (\$47M, or 91%, over estimate).

MONTHLY REVENUE REPORT

Josh Shapiro, Governor

Patrick M. Browne, Secretary of Revenue



pennsylvania
DEPARTMENT OF REVENUE

MAY 2024

REVENUE RECEIPTS FOR SELECTED SPECIAL FUNDS

§K

| FUND NAME | MAY 2024 | MAY 2023 | MAY 2022 | FISCAL YTD 2023-24 | FISCAL YTD 2022-23 | FISCAL YTD 2021-22 |
|----------------------------------|-------------|-------------|-------------|-----------------------|-----------------------|-----------------------|
| Lottery ¹ | 131,980 | 176,367 | 162,781 | 1,934,307 | 1,973,732 | 1,827,437 |
| Public Transportation Assistance | 13,542 | 13,106 | 12,747 | 274,869 | 269,917 | 270,770 |
| Public Transportation Trust | 142,523 | 247,924 | 85,130 | 1,581,884 | 1,532,860 | 975,818 |
| Game Commission | 10,150 | 13,571 | 21,950 | 151,598 | 371,933 | 211,708 |
| Fish | 5,793 | 3,312 | 4,047 | 33,802 | 29,835 | 26,979 |
| Racing | 2,517 | 1,659 | 1,552 | 18,325 | 16,641 | 15,655 |
| Banking | 863 | 765 | 557 | 39,573 | 36,976 | 36,157 |
| Fire Insurance | 0 | 0 | 444 | 0 | -1,953 | 65,580 |
| Municipal Pension | 105 | 66 | 316 | 7,083 | -18,618 | 339,271 |
| Highway/Bridge ² | 19,186 | 22,265 | 20,369 | 204,208 | 207,165 | 209,750 |
| State Gaming | 115,869 | 118,515 | 104,488 | 1,194,200 | 1,100,255 | 1,009,814 |
| Economic Development & Tourism | 11,658 | 13,086 | 12,258 | 123,022 | 123,930 | 121,614 |

¹ Excludes field paid prizes, commissions, and expenses. ² Restricted receipts account within the Motor License Fund.

REFUNDS OF TAXES

§K

| | MAY 2024 | MAY 2023 | MAY 2022 | FISCAL YTD 2023-24 | FISCAL YTD 2022-23 | FISCAL YTD 2021-22 |
|---------------------------|----------------|----------------|----------------|-----------------------|-----------------------|-----------------------|
| GENERAL FUND | 188,710 | 129,440 | 112,717 | 1,849,726 | 1,287,179 | 1,279,497 |
| Corporation Taxes | 75,162 | 39,725 | 46,336 | 822,178 | 466,956 | 374,451 |
| Sales and Use Tax | 11,964 | 14,071 | 11,404 | 194,192 | 125,413 | 121,282 |
| Employer Tax | 1,460 | -2 | 36 | 1,812 | 2,902 | 5,498 |
| Personal Income Tax | 95,201 | 70,473 | 49,138 | 768,529 | 634,356 | 731,056 |
| Miscellaneous | 4,923 | 5,172 | 5,803 | 63,015 | 57,553 | 47,209 |
| MOTOR LICENSE FUND | 1,773 | 2,357 | 2,227 | 26,462 | 23,046 | 30,589 |

Refund numbers reflect amounts recorded by the Department of Revenue in the executive authorizations for refunds.

MONTHLY REVENUE REPORT

Josh Shapiro, Governor

Patrick M. Browne, Secretary of Revenue



pennsylvania
DEPARTMENT OF REVENUE

MAY 2024

GENERAL FUND GROWTH

\$K

| REVENUE SOURCES | MAY 2024 | MAY 2023 | GROWTH | FISCAL YTD 2023-24 | FISCAL YTD 2022-23 | GROWTH |
|--|------------------|------------------|---------------|-----------------------|-----------------------|--------------|
| TOTAL - GENERAL FUND | 3,356,405 | 3,292,192 | 2.0% | 41,840,809 | 41,231,034 | 1.5% |
| TOTAL - TAX REVENUE | 3,274,774 | 3,209,763 | 2.0% | 40,307,270 | 40,162,370 | 0.4% |
| TOTAL - CORPORATION TAXES | 391,508 | 445,353 | -12.1% | 7,562,565 | 7,667,839 | -1.4% |
| Corporate Net Income | 355,207 | 424,376 | -16.3% | 4,734,152 | 5,125,285 | -7.6% |
| Gross Receipts | 4,126 | -3,186 | 229.5% | 1,385,125 | 1,177,433 | 17.6% |
| Utility Property | 16,746 | 18,041 | -7.2% | 44,052 | 45,549 | -3.3% |
| Insurance Premiums | 8,086 | 2,838 | 185.0% | 1,009,404 | 960,258 | 5.1% |
| Bank Shares | 515 | 516 | -0.1% | 355,281 | 329,144 | 7.9% |
| Mutual Thrift | 6,829 | 2,769 | 146.6% | 34,551 | 30,170 | 14.5% |
| TOTAL - CONSUMPTION TAXES | 1,323,156 | 1,254,190 | 5.5% | 14,185,108 | 14,071,610 | 0.8% |
| SALES & USE | 1,197,854 | 1,116,239 | 7.3% | 13,030,702 | 12,812,687 | 1.7% |
| Non-Motor Vehicle | 1,075,898 | 985,142 | 9.2% | 11,798,956 | 11,551,555 | 2.1% |
| Motor Vehicle | 121,956 | 131,098 | -7.0% | 1,231,746 | 1,261,132 | -2.3% |
| Cigarette | 71,392 | 85,362 | -16.4% | 589,031 | 687,381 | -14.3% |
| Other Tobacco Products | 12,406 | 12,127 | 2.3% | 133,612 | 139,218 | -4.0% |
| Malt Beverage | 1,962 | 1,789 | 9.6% | 19,401 | 20,122 | -3.6% |
| Liquor | 39,543 | 38,671 | 2.3% | 412,362 | 412,202 | 0.0% |
| TOTAL - PERSONAL INCOME & OTHER TAXES | 1,560,110 | 1,510,220 | 3.3% | 18,559,598 | 18,422,921 | 0.7% |
| PERSONAL INCOME | 1,301,525 | 1,299,081 | 0.2% | 16,325,953 | 16,187,920 | 0.9% |
| Withholding | 1,170,264 | 1,143,339 | 2.4% | 12,187,931 | 11,659,593 | 4.5% |
| Quarterly | 56,460 | 31,368 | 80.0% | 2,039,859 | 2,284,007 | -10.7% |
| Annual | 74,801 | 124,374 | -39.9% | 2,098,163 | 2,244,320 | -6.5% |
| Realty Transfer | 51,483 | 50,336 | 2.3% | 478,879 | 579,226 | -17.3% |
| Inheritance | 146,858 | 131,427 | 11.7% | 1,515,222 | 1,395,650 | 8.6% |
| Gaming | 37,698 | 28,934 | 30.3% | 342,003 | 336,583 | 1.6% |
| Minor & Repealed | 22,545 | 441 | 5009.5% | -102,458 | -76,457 | -34.0% |
| TOTAL - NON-TAX REVENUE | 81,631 | 82,429 | -1.0% | 1,533,539 | 1,068,664 | 43.5% |
| Liquor Store Profits | 0 | 0 | | 185,100 | 185,100 | 0.0% |
| Licenses & Fees | 4,921 | 10,802 | -54.4% | 162,534 | 151,010 | 7.6% |
| Miscellaneous | 70,214 | 64,778 | 8.4% | 1,120,004 | 667,544 | 67.8% |
| Fines, Penalties, & Interest | 6,497 | 6,849 | -5.1% | 65,901 | 65,010 | 1.4% |

MONTHLY REVENUE REPORT

Josh Shapiro, Governor

Patrick M. Browne, Secretary of Revenue



pennsylvania
DEPARTMENT OF REVENUE

MAY 2024

GENERAL FUND COMPARISON OF ACTUAL TO ESTIMATE

\$K

| REVENUE SOURCES | MAY | | DIFFERENCE | | FISCAL YTD | | DIFFERENCE | |
|--|------------------|------------------|----------------|---------------|-------------------|-------------------|-----------------|--------------|
| | ACTUAL | ESTIMATED | AMOUNT | PERCENT | ACTUAL | ESTIMATED | AMOUNT | PERCENT |
| TOTAL - GENERAL FUND | 3,356,405 | 3,270,000 | 86,405 | 2.6% | 41,840,809 | 41,015,100 | 825,709 | 2.0% |
| TOTAL - TAX REVENUE | 3,274,774 | 3,231,200 | 43,574 | 1.3% | 40,307,270 | 39,921,700 | 385,570 | 1.0% |
| TOTAL - CORPORATION TAXES | 391,508 | 489,400 | -97,892 | -20.0% | 7,562,565 | 7,328,300 | 234,265 | 3.2% |
| Corporate Net Income | 355,207 | 464,200 | -108,993 | -23.5% | 4,734,152 | 4,655,300 | 78,852 | 1.7% |
| Gross Receipts | 4,126 | -2,500 | 6,626 | 265.0% | 1,385,125 | 1,303,700 | 81,425 | 6.2% |
| Utility Property | 16,746 | 22,700 | -5,954 | -26.2% | 44,052 | 46,400 | -2,348 | -5.1% |
| Insurance Premiums | 8,086 | 4,400 | 3,686 | 83.8% | 1,009,404 | 997,800 | 11,604 | 1.2% |
| Bank Shares | 515 | 500 | 15 | 3.1% | 355,281 | 300,000 | 55,281 | 18.4% |
| Mutual Thrift | 6,829 | 100 | 6,729 | 6729.0% | 34,551 | 25,100 | 9,451 | 37.7% |
| TOTAL - CONSUMPTION TAXES | 1,323,156 | 1,215,800 | 107,356 | 8.8% | 14,185,108 | 14,054,200 | 130,908 | 0.9% |
| SALES & USE | 1,197,854 | 1,080,800 | 117,054 | 10.8% | 13,030,702 | 12,831,000 | 199,702 | 1.6% |
| Non-Motor Vehicle | 1,075,898 | 966,200 | 109,698 | 11.4% | 11,798,956 | 11,636,500 | 162,456 | 1.4% |
| Motor Vehicle | 121,956 | 114,600 | 7,356 | 6.4% | 1,231,746 | 1,194,500 | 37,246 | 3.1% |
| Cigarette | 71,392 | 80,100 | -8,708 | -10.9% | 589,031 | 628,600 | -39,569 | -6.3% |
| Other Tobacco Products | 12,406 | 13,300 | -894 | -6.7% | 133,612 | 149,200 | -15,588 | -10.4% |
| Malt Beverage | 1,962 | 1,700 | 262 | 15.4% | 19,401 | 19,700 | -299 | -1.5% |
| Liquor | 39,543 | 39,900 | -357 | -0.9% | 412,362 | 425,700 | -13,338 | -3.1% |
| TOTAL - PERSONAL INCOME & OTHER TAXES | 1,560,110 | 1,526,000 | 34,110 | 2.2% | 18,559,598 | 18,539,200 | 20,398 | 0.1% |
| PERSONAL INCOME | 1,301,525 | 1,290,900 | 10,625 | 0.8% | 16,325,953 | 16,472,800 | -146,847 | -0.9% |
| Withholding | 1,170,264 | 1,161,900 | 8,364 | 0.7% | 12,187,931 | 12,115,600 | 72,331 | 0.6% |
| Quarterly | 56,460 | 35,600 | 20,860 | 58.6% | 2,039,859 | 2,360,300 | -320,441 | -13.6% |
| Annual | 74,801 | 93,400 | -18,599 | -19.9% | 2,098,163 | 1,996,900 | 101,263 | 5.1% |
| Realty Transfer | 51,483 | 47,800 | 3,683 | 7.7% | 478,879 | 461,700 | 17,179 | 3.7% |
| Inheritance | 146,858 | 128,800 | 18,058 | 14.0% | 1,515,222 | 1,359,800 | 155,422 | 11.4% |
| Gaming | 37,698 | 36,100 | 1,598 | 4.4% | 342,003 | 345,600 | -3,597 | -1.0% |
| Minor & Repealed | 22,545 | 22,400 | 145 | 0.6% | -102,458 | -100,700 | -1,758 | -1.7% |
| TOTAL - NON-TAX REVENUE | 81,631 | 38,800 | 42,831 | 110.4% | 1,533,539 | 1,093,400 | 440,139 | 40.3% |
| Liquor Store Profits | 0 | 0 | 0 | | 185,100 | 185,100 | 0 | 0.0% |
| Licenses & Fees | 4,921 | 10,100 | -5,179 | -51.3% | 162,534 | 153,000 | 9,534 | 6.2% |
| Miscellaneous | 70,214 | 22,300 | 47,914 | 214.9% | 1,120,004 | 689,400 | 430,604 | 62.5% |
| Fines, Penalties, & Interest | 6,497 | 6,400 | 97 | 1.5% | 65,901 | 65,900 | 1 | 0.0% |

MONTHLY REVENUE REPORT

Josh Shapiro, Governor

Patrick M. Browne, Secretary of Revenue



pennsylvania
DEPARTMENT OF REVENUE

MAY 2024

MOTOR LICENSE FUND GROWTH

\$K

| REVENUE SOURCES | MAY 2024 | MAY 2023 | GROWTH | FISCAL YTD 2023-24 | FISCAL YTD 2022-23 | GROWTH |
|-------------------------------------|----------------|----------------|---------------|-----------------------|-----------------------|--------------|
| TOTAL - MOTOR LICENSE FUND | 311,276 | 280,793 | 10.9% | 2,861,066 | 2,706,193 | 5.7% |
| TOTAL - LIQUID FUELS TAXES | 185,151 | 168,912 | 9.6% | 1,634,622 | 1,626,108 | 0.5% |
| Motor Carriers/IFTA | 29,913 | 31,621 | -5.4% | 139,305 | 152,154 | -8.4% |
| Alternative Fuels | 1,479 | 1,657 | -10.7% | 16,647 | 16,527 | 0.7% |
| Oil Company Franchise | 68,399 | 85,167 | -19.7% | 882,691 | 869,842 | 1.5% |
| Act 89 OCFT - Fuels | 11,030 | 12,812 | -13.9% | 131,521 | 132,651 | -0.9% |
| Act 89 OCFT - Liquid | 74,329 | 37,654 | 97.4% | 464,455 | 454,899 | 2.1% |
| Minor & Repealed | 0 | 0 | 0.0% | 4 | 34 | -88.6% |
| TOTAL - LICENSES AND FEES | 115,895 | 109,350 | 6.0% | 1,127,166 | 1,025,908 | 9.9% |
| Special Hauling Permits | 2,882 | 3,053 | -5.6% | 32,281 | 31,480 | 2.5% |
| Registrations Other States-IRP | 12,023 | 9,687 | 24.1% | 189,804 | 179,232 | 5.9% |
| Operators Licenses | 6,281 | 3,942 | 59.3% | 72,536 | 56,288 | 28.9% |
| Real ID | 969 | 779 | 24.4% | 7,546 | 11,971 | -37.0% |
| Vehicle Registrations & Titling | 114,421 | 81,963 | 39.6% | 815,508 | 724,161 | 12.6% |
| Miscellaneous Collections | -20,681 | 9,925 | -308.4% | 9,490 | 22,777 | -58.3% |
| TOTAL - OTHER MOTOR RECEIPTS | 10,231 | 2,531 | 304.2% | 99,278 | 54,177 | 83.2% |
| Fines, Penalties, & Interest | 1,507 | -3,580 | 142.1% | 1,729 | -771 | 324.3% |
| Miscellaneous - Treasury | 8,530 | 5,736 | 48.7% | 96,467 | 52,889 | 82.4% |
| Other Miscellaneous | 194 | 375 | -48.4% | 1,082 | 2,059 | -47.5% |

MOTOR LICENSE FUND COMPARISON OF ACTUAL TO ESTIMATE

\$K

| | MAY | | DIFFERENCE | | FISCAL YTD | | DIFFERENCE | |
|-------------------------------------|----------------|----------------|----------------|---------------|------------------|------------------|----------------|--------------|
| | ACTUAL | ESTIMATED | AMOUNT | PERCENT | ACTUAL | ESTIMATED | AMOUNT | PERCENT |
| TOTAL - MOTOR LICENSE FUND | 311,276 | 313,270 | -1,994 | -0.6% | 2,861,066 | 2,854,990 | 6,076 | 0.2% |
| TOTAL - LIQUID FUELS TAXES | 185,151 | 181,700 | 3,451 | 1.9% | 1,634,622 | 1,670,000 | -35,378 | -2.1% |
| Motor Carriers/IFTA | 29,913 | 27,400 | 2,513 | 9.2% | 139,305 | 157,300 | -17,995 | -11.4% |
| Alternative Fuels | 1,479 | 1,600 | -121 | -7.6% | 16,647 | 17,300 | -653 | -3.8% |
| Oil Company Franchise | 68,399 | 66,100 | 2,299 | 3.5% | 882,691 | 893,500 | -10,809 | -1.2% |
| Act 89 OCFT - Fuels | 11,030 | 11,900 | -870 | -7.3% | 131,521 | 137,100 | -5,579 | -4.1% |
| Act 89 OCFT - Liquid | 74,329 | 74,700 | -371 | -0.5% | 464,455 | 464,800 | -345 | -0.1% |
| Minor & Repealed | 0 | 0 | 0 | | 4 | 0 | 4 | |
| TOTAL - LICENSES AND FEES | 115,895 | 128,100 | -12,205 | -9.5% | 1,127,166 | 1,133,000 | -5,834 | -0.5% |
| TOTAL - OTHER MOTOR RECEIPTS | 10,231 | 3,470 | 6,761 | 194.8% | 99,278 | 51,990 | 47,288 | 91.0% |