

# MONTHLY REVENUE REPORT

Josh Shapiro, Governor  
Patrick M. Browne, Secretary of Revenue



**pennsylvania**  
DEPARTMENT OF REVENUE

APRIL 2024

## GENERAL FUND

**General Fund Collections of \$5.7 billion for the month of April were \$373.3 million, or 7.0 percent, above the official estimate. Fiscal year 2023-24 collections of \$38.5 billion were \$739.3 million, or 2.0 percent, above estimate.**

- Total Corporation Tax collections of \$835.3 million for the month of April were \$179.5 million above the official estimate. Year-to-date collections are \$332.2 million, or 4.9 percent, above estimate.
- Sales and Use Tax (SUT) collections of \$1.2 billion were \$0.1 million below estimate. Year-to-date collections are \$82.6 million, or 0.7 percent, above estimate.
- Total Personal Income Tax (PIT) collections of \$3.0 billion for the month of April were \$14.6 million below estimate. Year-to-date collections are \$157.5 million, or 1.0 percent, below the official estimate.
- Realty Transfer Tax (RTT) revenues of \$48.7 million were \$3.4 million above estimate. Year-to-date collections are \$13.5 million, or 3.3 percent, above estimate.
- Inheritance Tax revenues of \$210.8 million were \$87.4 million above estimate. Year-to-date collections are \$137.4 million, or 11.2 percent, above estimate.
- Other tax revenue including Cigarette, Malt Beverage, Liquor, Gaming, and other miscellaneous tax collections totaled \$31.9 million for the month of April.
- Non-tax revenue collections for the month of April were \$125.0 million above estimate. Year-to-date collections are \$397.3 million, or 37.7 percent, above the official estimate.

## IN THIS ISSUE

• General Fund	<i>Page 1</i>	• Revenue Receipts for Selected Special Funds	<i>Page 9</i>
• 2023-24 General Fund Revenues	<i>Page 2</i>	• Refunds of Taxes	<i>Page 9</i>
• General Fund Detail	<i>Page 3</i>	• General Fund Growth	<i>Page 10</i>
• Corporation Tax Detail	<i>Page 4</i>	• General Fund Comparison of Actual to Estimate April 2024	<i>Page 11</i>
• Consumption Tax Detail	<i>Page 5</i>	• Motor License Fund Growth	<i>Page 12</i>
• Personal Income & Other Tax Detail	<i>Page 6</i>	• Motor License Fund Comparison of Actual to Estimate April 2024	<i>Page 12</i>
• Non-Tax Collections Detail	<i>Page 7</i>		
• Motor License Fund Detail	<i>Page 8</i>		

Direct inquiries to the Pennsylvania Department of Revenue Bureau of Research  
1147 Strawberry Square | Harrisburg, PA 17128-1100 | 717.787.6300 | [www.revenue.pa.gov](http://www.revenue.pa.gov)

# MONTHLY REVENUE REPORT

Josh Shapiro, Governor  
Patrick M. Browne, Secretary of Revenue

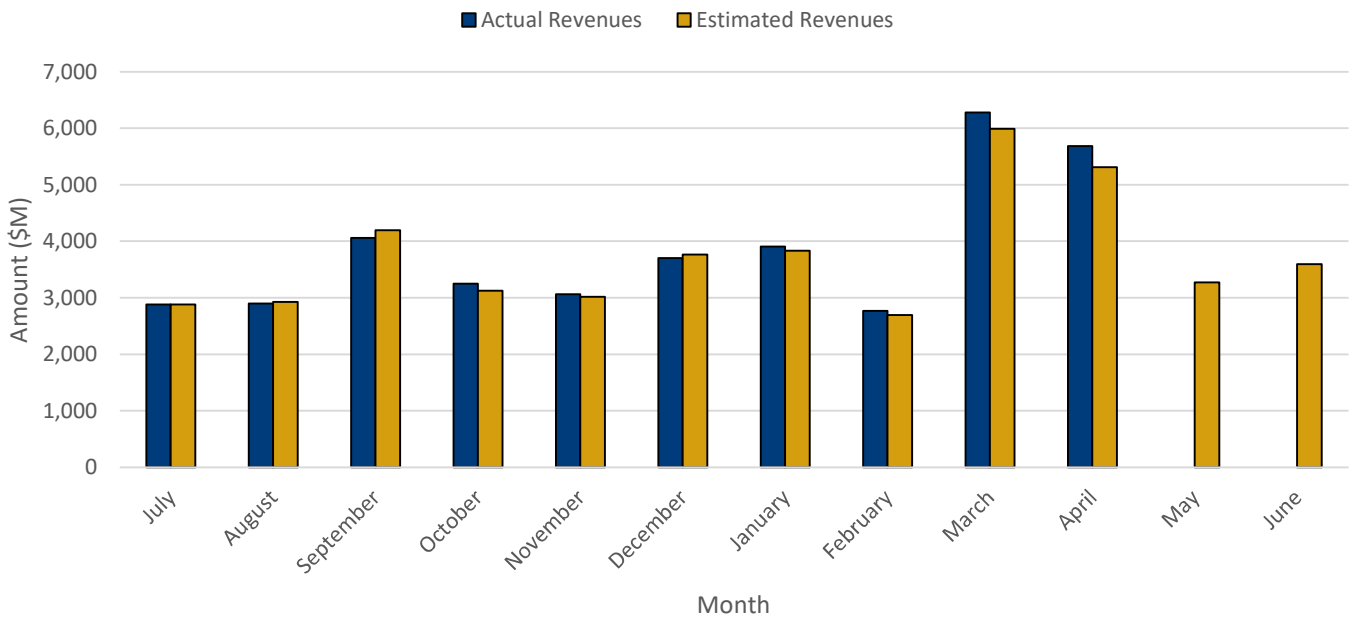


**pennsylvania**  
DEPARTMENT OF REVENUE

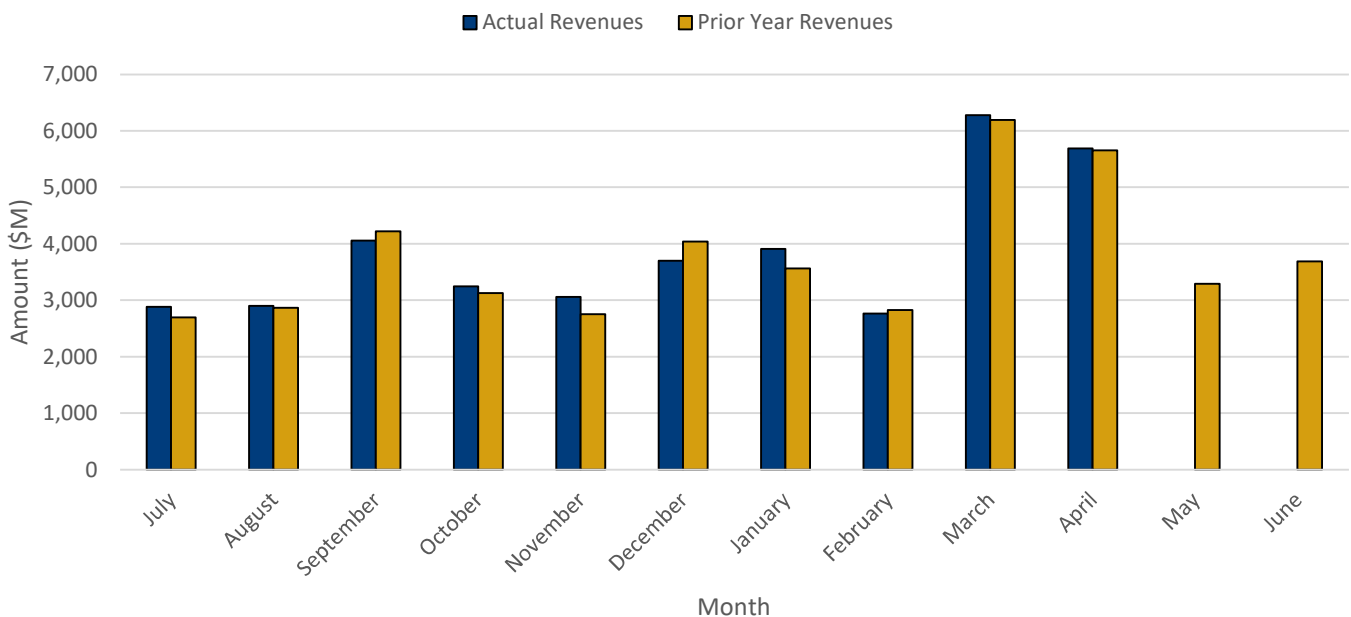
APRIL 2024

## 2023-24 GENERAL FUND REVENUES

### Actual vs. Estimated Revenue Collections



### Actual vs. Prior Year Revenue Collections



# MONTHLY REVENUE REPORT

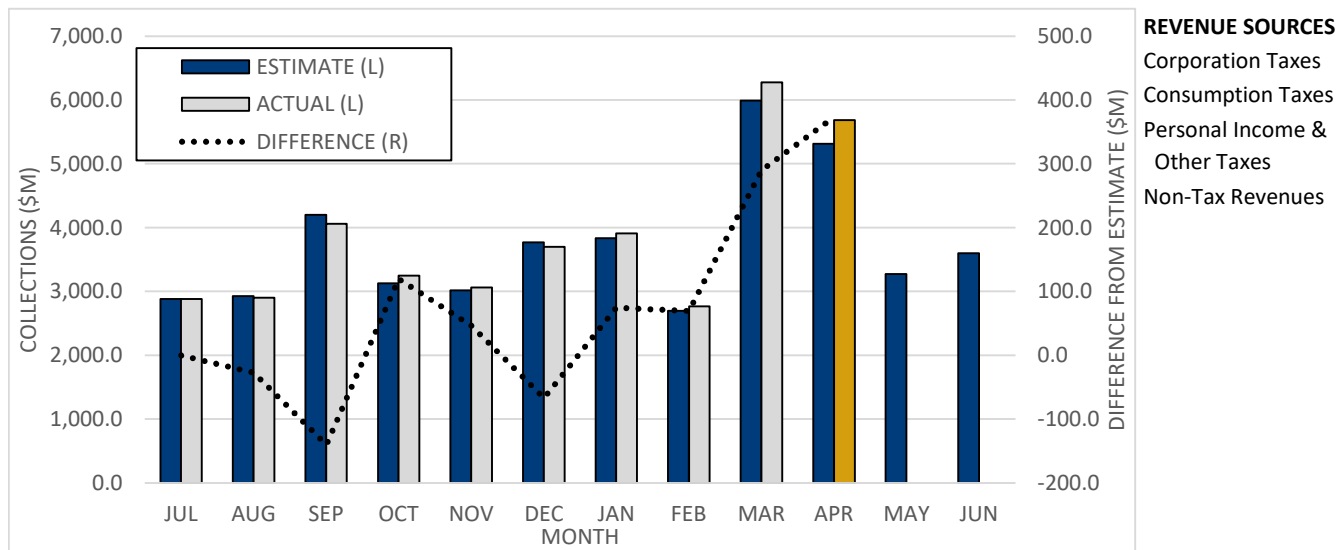
Josh Shapiro, Governor  
Patrick M. Browne, Secretary of Revenue



**pennsylvania**  
DEPARTMENT OF REVENUE

APRIL 2024

## GENERAL FUND TOTAL



### APRIL

In April, the General Fund exceeded estimate by \$373M (7.0%):

	DIFFERENCE FROM ESTIMATE
Corporation Taxes	180
Consumption Taxes	-6
Personal Income & Other Taxes	75
Non-Tax Revenues	125
<b>General Fund Total</b>	<b>373</b>

Please see the following pages for more discussion of these differences.

### FISCAL YEAR TO DATE

Through April, the General Fund is \$739M over estimate (2.0%):

	DIFFERENCE FROM ESTIMATE
Corporation Taxes	332
Consumption Taxes	24
Personal Income & Other Taxes	-14
Non-Tax Revenues	397
<b>General Fund Total</b>	<b>739</b>

Please see the following pages for more discussion of these differences.

# MONTHLY REVENUE REPORT

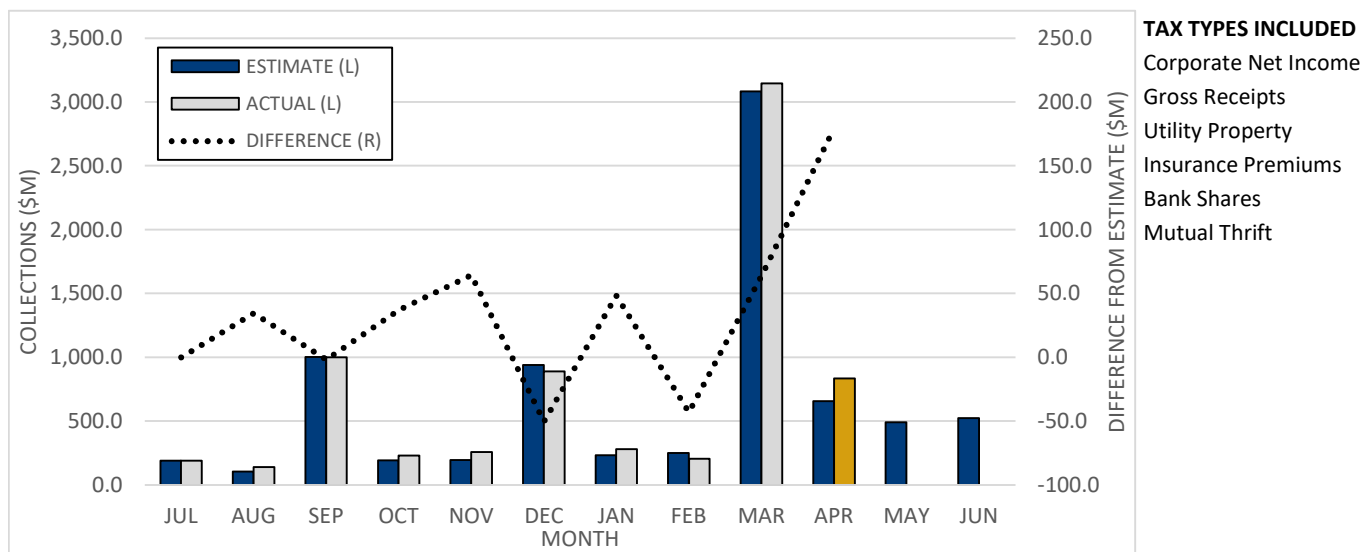
Josh Shapiro, Governor  
Patrick M. Browne, Secretary of Revenue



**pennsylvania**  
DEPARTMENT OF REVENUE

APRIL 2024

## CORPORATION TAXES



### APRIL

- Corporation Taxes exceeded estimate by \$180M in April. Of that amount, \$163M came from Corporate Net Income Tax (CNIT).
- The CNIT overage is primarily from tax year 2023 payments. For corporations whose tax year lines up with the calendar year, regular payments for tax year 2023 are due in May 2024 but corporations sometimes pay them in April. Prior to tax year 2016, these payments were due in April.
- Because these CNIT payments are due in May but made in April, it is possible that May CNIT receipts could miss estimate.

### FISCAL YEAR TO DATE

- Through April, Corporation Taxes are over estimate by \$332M (5%).
- Over half of that overage (\$188M) is CNIT, with April's overage being the primary component. As mentioned above, that April overage could lower May revenues.
- The remainder of the Corporation Tax overage is due to the specialty taxes (like Gross Receipts and Bank Shares Taxes). The overage in those taxes should not affect collections for the remainder of 2023-24.

# MONTHLY REVENUE REPORT

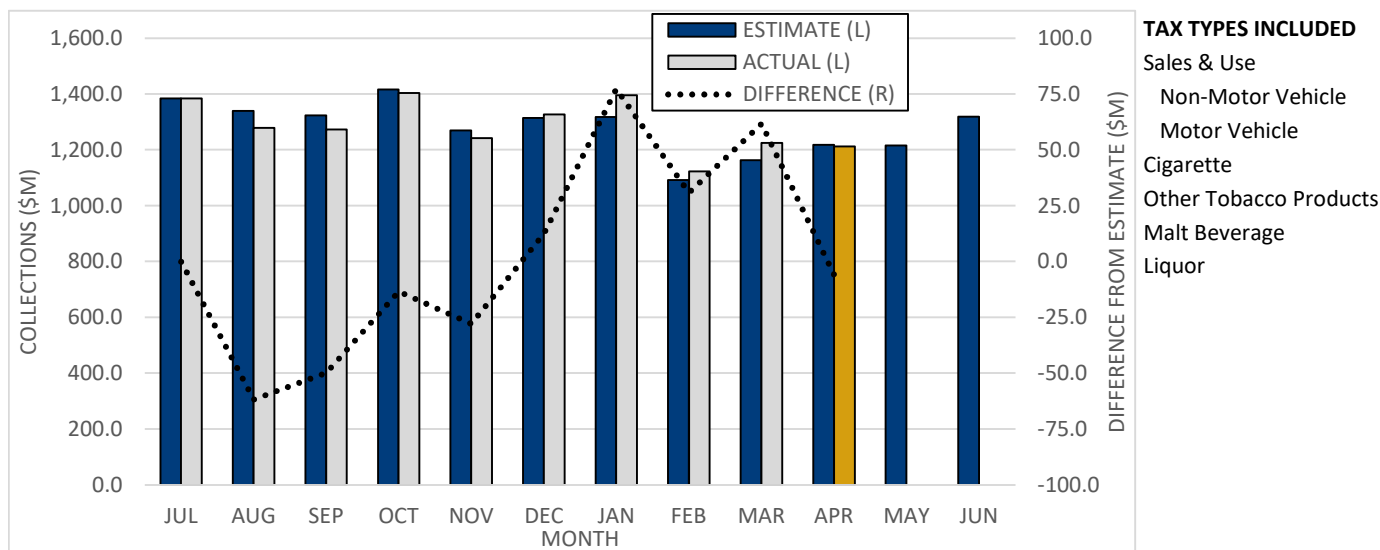
Josh Shapiro, Governor  
Patrick M. Browne, Secretary of Revenue



**pennsylvania**  
DEPARTMENT OF REVENUE

APRIL 2024

## CONSUMPTION TAXES



### APRIL

- Overall, Consumption Taxes were \$6M (less than 1%) under estimate in April. While that shortfall is not very significant, there were two items of note:
  - Non-Motor Vehicle Sales & Use Tax (NMV) was \$22M below estimate. This was expected because of the larger than expected change in payment frequency mentioned in prior Monthly Revenue Reports. Taxpayers are now paying monthly (created surpluses in February and March) and not quarterly (created the deficit in April).
  - Offsetting the shortfall in NMV was an overage in Motor Vehicle Sales & Use Tax (MV). Here it appears that collections were over estimate because motor vehicle sales are better now than the original forecast (done using June 2023 economic forecasts).

### FISCAL YEAR TO DATE

- Through April, Consumption Taxes are over estimate by \$24M (within 0.2% of the Official estimate).
- Both components of Sales & Use Tax (NMV and MV) are over estimate while the other Consumption Taxes (Cigarette, Other Tobacco Products, Malt Beverage, and Liquor) are all under estimate. These two effects roughly cancel each other out.

# MONTHLY REVENUE REPORT

Josh Shapiro, Governor

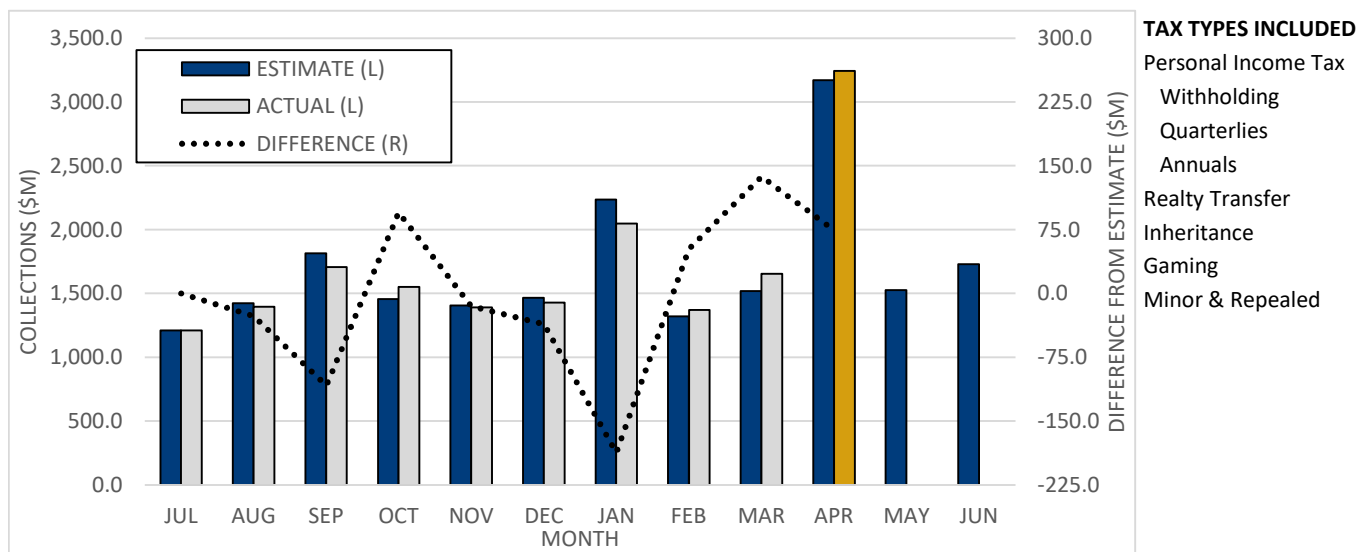
Patrick M. Browne, Secretary of Revenue



**pennsylvania**  
DEPARTMENT OF REVENUE

APRIL 2024

## PERSONAL INCOME & OTHER TAXES



### APRIL

- Personal Income Tax Quarterlies (PITQ) were \$51M under estimate (year-over-year growth of 2%). The April PITQ payment is the first for tax year 2024. Non-wage income growth for 2024 is expected to be stronger than this, but it is unclear if that will be reflected in PITQ payments or if it will show up in April 2025 (or at all).
- See fiscal year to date section for more discussion on PITQ and PIT Annuals (PITA).
- Inheritance Tax was \$87M over estimate in April (year-over-year growth of 78%). There are two primary causes for this overage:
  - There were several extraordinary payments during the month.
  - The primary driver of Inheritance Tax collections is the value of the stock market at the time an individual dies (stocks are a large component of estates). In addition, there is a delay between date of death and date of payment of Inheritance Tax. Payments can be made as soon as three months following death but can also be made up to several years later. At the time the Official forecast was created, the growth in the S&P 500 for the relevant time frame (2023Q3 through 2024Q1) was -2%. Growth turned out to be +20%. This buoys collections across the board.

### FISCAL YEAR TO DATE

- PITQ are \$341M below estimate. This figure is made up of very weak collections for tax year 2023 (September and January) as well as the shortfall in April 2024 (for tax year 2024).
- PITA are \$120M over estimate. With the April 2024 PITA payments now known, the bulk of non-withheld PIT for tax year 2023 has been collected. Overall, 2023 was a very weak year with collections about 13% below collections for tax year 2022 through the same period. This weakness in collections does not line up with non-wage income which, according to BEA, grew by 5% in 2023.
- The tax returns necessary to more definitively say why payments were so weak will not be received until the fall (if taxpayers take the extension, they can file in October 2024 for tax year 2023). In the meantime, the assumption is that payments were soft because taxpayers had overpaid tax year 2022 to a larger degree than what is normal, and that the Department informed taxpayers of these overpayments earlier on in tax year 2023. For example, if a taxpayer was notified in April 2023 that they had an overpayment from tax year 2022 available to use for tax year 2023, they could reduce their quarterly PIT payments in April and June (or later). If this theory holds, then there should come a point where taxpayers run out of these prior-year overpayments and need to begin increasing the PITQ or PITA payments.

# MONTHLY REVENUE REPORT

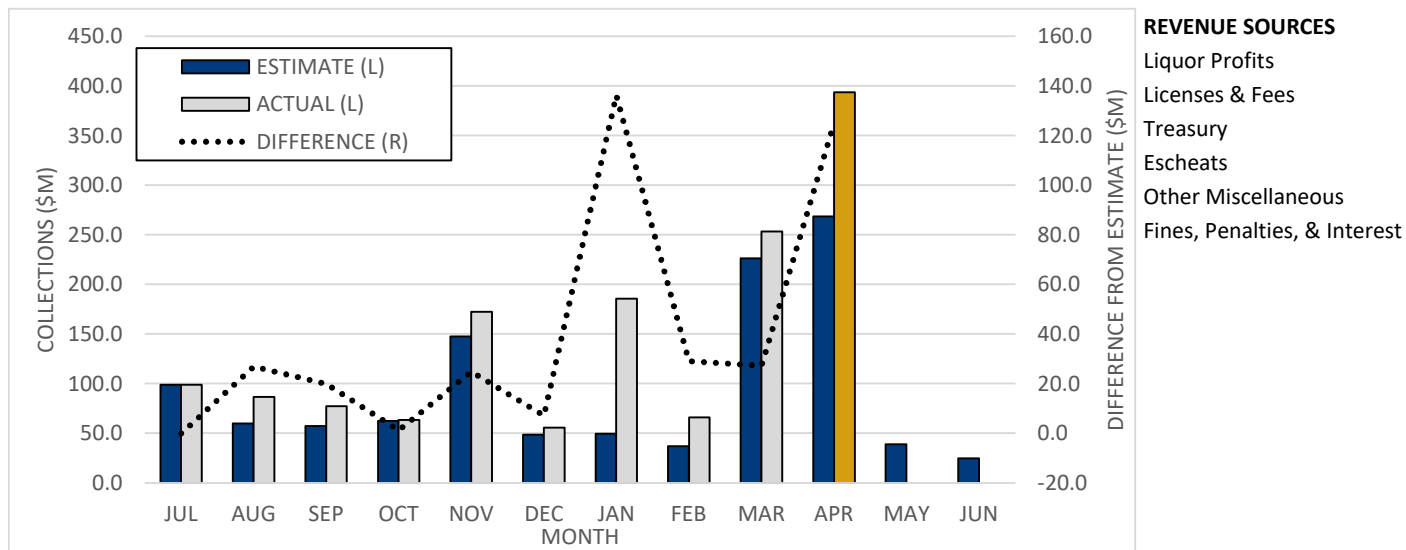
Josh Shapiro, Governor  
Patrick M. Browne, Secretary of Revenue



**pennsylvania**  
DEPARTMENT OF REVENUE

APRIL 2024

## NON-TAX



### APRIL

- In April, Non-Tax revenues were \$125M (or 47%) above estimate.
- Treasury receipts were \$37M over estimate. This Treasury overage has been seen in all months this fiscal year.
- Escheats collections were \$84M over estimate. The flow of unclaimed property into Treasury (which typically occurs in April) was significantly larger than expected.

### FISCAL YEAR TO DATE

- Fiscal year to date, Non-Tax receipts are \$397M over estimate - Treasury is \$299M over estimate and Escheats are \$93M over.

# MONTHLY REVENUE REPORT

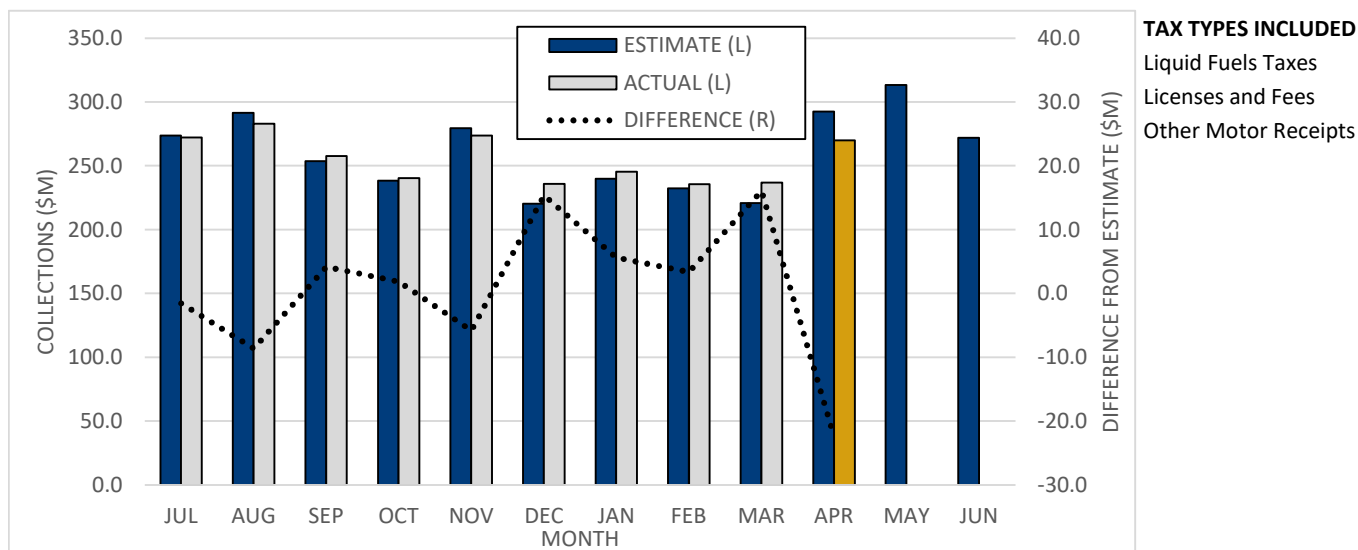
Josh Shapiro, Governor  
Patrick M. Browne, Secretary of Revenue



**pennsylvania**  
DEPARTMENT OF REVENUE

APRIL 2024

## MOTOR LICENSE FUND TOTAL



### APRIL

- Motor License Fund collections were \$270M, or \$22M under estimate (an 8% difference).
- Liquid Fuels Taxes were \$140M this month (4% under estimate). The main drivers of this shortfall were Oil Company Franchise Taxes (collectively \$3M, or 2% under estimate). It is not clear what drove wholesale gasoline purchases to fall short of expectations in March (the basis for April collections).
- Licenses and Fees came in \$23M, or 16% lower than expected. Vehicle Registration and Titling (VRT) was responsible for \$23M of this shortfall, while the other Licenses and Fees netted out close to expectations. It is possible that VRT processing may be the cause of this shortfall.
- Other Motor Receipts continue to be higher than estimate (\$6M, or 171%) due to continued strong Treasury collections (\$6M, or 166% over estimate).

### FISCAL YEAR TO DATE

- Through April, the Motor License Fund has exceeded estimate by \$8M, or less than 1%, within the department’s goal of coming within 2% of actual collections.
- Liquid Fuels Taxes are \$39M, or 3%, under estimate, offset by stronger than anticipated Licenses and Fees (\$6M, or 1%, over estimate) and Other Motor Receipts (\$41M, or 84%, over estimate).



# MONTHLY REVENUE REPORT

Josh Shapiro, Governor  
Patrick M. Browne, Secretary of Revenue



**pennsylvania**  
DEPARTMENT OF REVENUE

APRIL 2024

## REVENUE RECEIPTS FOR SELECTED SPECIAL FUNDS

§K

FUND NAME	APRIL 2024	APRIL 2023	APRIL 2022	FISCAL YTD 2023-24	FISCAL YTD 2022-23	FISCAL YTD 2021-22
Lottery <sup>1</sup>	205,012	140,337	137,665	1,802,327	1,797,365	1,664,656
Public Transportation Assistance	45,911	42,525	44,516	261,327	256,812	258,024
Public Transportation Trust	127,323	132,480	177,399	1,439,361	1,284,936	890,688
Game Commission	12,063	19,812	15,208	141,448	358,362	189,757
Fish	11,474	9,570	8,059	28,009	26,522	22,932
Racing	3,685	2,003	2,024	15,808	14,982	14,104
Banking	1,565	1,495	690	38,709	36,211	35,600
Fire Insurance	0	0	6,220	0	-1,953	65,135
Municipal Pension	107	-1,258	50,496	6,978	-18,684	338,955
Highway/Bridge <sup>2</sup>	17,226	19,422	18,033	185,022	184,900	189,381
State Gaming	114,827	97,180	91,427	1,078,331	981,740	905,326
Economic Development & Tourism	12,661	10,713	10,814	111,363	110,844	109,356

<sup>1</sup> Excludes field paid prizes, commissions, and expenses. <sup>2</sup> Restricted receipts account within the Motor License Fund.

## REFUNDS OF TAXES

§K

	APRIL 2024	APRIL 2023	APRIL 2022	FISCAL YTD 2023-24	FISCAL YTD 2022-23	FISCAL YTD 2021-22
<b>GENERAL FUND</b>	<b>276,481</b>	<b>148,678</b>	<b>126,402</b>	<b>1,661,016</b>	<b>1,157,739</b>	<b>1,166,780</b>
Corporation Taxes	121,609	29,262	19,696	747,016	427,231	328,115
Sales and Use Tax	15,388	7,309	9,789	182,228	111,341	109,877
Employer Tax	424	-1	616	351	2,904	5,462
Personal Income Tax	127,142	109,036	89,868	673,328	563,882	681,919
Miscellaneous	11,917	3,073	6,432	58,093	52,381	41,407
<b>MOTOR LICENSE FUND</b>	<b>2,353</b>	<b>2,432</b>	<b>2,780</b>	<b>24,689</b>	<b>20,689</b>	<b>28,362</b>

Refund numbers reflect amounts recorded by the Department of Revenue in the executive authorizations for refunds.

# MONTHLY REVENUE REPORT

Josh Shapiro, Governor  
Patrick M. Browne, Secretary of Revenue



**pennsylvania**  
DEPARTMENT OF REVENUE

APRIL 2024

## GENERAL FUND GROWTH

\$K

REVENUE SOURCES	APRIL 2024	APRIL 2023	GROWTH	FISCAL YTD 2023-24	FISCAL YTD 2022-23	GROWTH
<b>TOTAL - GENERAL FUND</b>	<b>5,685,584</b>	<b>5,655,707</b>	<b>0.5%</b>	<b>38,484,404</b>	<b>37,938,842</b>	<b>1.4%</b>
<b>TOTAL - TAX REVENUE</b>	<b>5,292,162</b>	<b>5,345,687</b>	<b>-1.0%</b>	<b>37,032,496</b>	<b>36,952,607</b>	<b>0.2%</b>
<b>TOTAL - CORPORATION TAXES</b>	<b>835,315</b>	<b>992,120</b>	<b>-15.8%</b>	<b>7,171,057</b>	<b>7,222,486</b>	<b>-0.7%</b>
Corporate Net Income	701,714	874,019	-19.7%	4,378,946	4,700,909	-6.8%
Gross Receipts	2,484	3,868	-35.8%	1,380,999	1,180,619	17.0%
Utility Property	24,930	24,220	2.9%	27,307	27,508	-0.7%
Insurance Premiums	95,362	79,882	19.4%	1,001,318	957,421	4.6%
Bank Shares	729	1,995	-63.4%	354,766	328,629	8.0%
Mutual Thrift	10,097	8,136	24.1%	27,722	27,401	1.2%
<b>TOTAL - CONSUMPTION TAXES</b>	<b>1,212,289</b>	<b>1,244,402</b>	<b>-2.6%</b>	<b>12,861,952</b>	<b>12,817,421</b>	<b>0.3%</b>
<b>SALES &amp; USE</b>	<b>1,211,410</b>	<b>1,235,610</b>	<b>-2.0%</b>	<b>11,832,848</b>	<b>11,696,448</b>	<b>1.2%</b>
Non-Motor Vehicle	1,081,442	1,125,042	-3.9%	10,723,058	10,566,413	1.5%
Motor Vehicle	129,968	110,568	17.5%	1,109,790	1,130,035	-1.8%
Cigarette	-46,869	-41,628	-12.6%	517,639	602,019	-14.0%
Other Tobacco Products	11,592	13,064	-11.3%	121,207	127,091	-4.6%
Malt Beverage	1,549	1,896	-18.3%	17,439	18,333	-4.9%
Liquor	34,608	35,460	-2.4%	372,819	373,531	-0.2%
<b>TOTAL - PERSONAL INCOME &amp; OTHER TAXES</b>	<b>3,244,558</b>	<b>3,109,165</b>	<b>4.4%</b>	<b>16,999,488</b>	<b>16,912,701</b>	<b>0.5%</b>
<b>PERSONAL INCOME</b>	<b>2,953,971</b>	<b>2,895,391</b>	<b>2.0%</b>	<b>15,024,427</b>	<b>14,888,838</b>	<b>0.9%</b>
Withholding	1,084,506	1,001,973	8.2%	11,017,667	10,516,254	4.8%
Quarterly	463,442	453,144	2.3%	1,983,399	2,252,640	-12.0%
Annual	1,406,023	1,440,274	-2.4%	2,023,362	2,119,945	-4.6%
Realty Transfer	48,747	41,895	16.4%	427,395	528,889	-19.2%
Inheritance	210,831	118,736	77.6%	1,368,364	1,264,222	8.2%
Gaming	29,794	29,842	-0.2%	304,304	307,649	-1.1%
Minor & Repealed	1,214	23,301	-94.8%	-125,003	-76,898	-62.6%
<b>TOTAL - NON-TAX REVENUE</b>	<b>393,422</b>	<b>310,020</b>	<b>26.9%</b>	<b>1,451,908</b>	<b>986,235</b>	<b>47.2%</b>
Liquor Store Profits	0	0		185,100	185,100	0.0%
Licenses & Fees	-1,573	-136	-1053.5%	157,613	140,208	12.4%
Miscellaneous	388,902	304,569	27.7%	1,049,791	602,766	74.2%
Fines, Penalties, & Interest	6,093	5,588	9.0%	59,404	58,162	2.1%

# MONTHLY REVENUE REPORT

Josh Shapiro, Governor

Patrick M. Browne, Secretary of Revenue



**pennsylvania**  
DEPARTMENT OF REVENUE

APRIL 2024

## GENERAL FUND COMPARISON OF ACTUAL TO ESTIMATE

\$K

REVENUE SOURCES	APRIL		DIFFERENCE		FISCAL YTD		DIFFERENCE	
	ACTUAL	ESTIMATED	AMOUNT	PERCENT	ACTUAL	ESTIMATED	AMOUNT	PERCENT
<b>TOTAL - GENERAL FUND</b>	<b>5,685,584</b>	<b>5,312,300</b>	<b>373,284</b>	<b>7.0%</b>	<b>38,484,404</b>	<b>37,745,100</b>	<b>739,304</b>	<b>2.0%</b>
<b>TOTAL - TAX REVENUE</b>	<b>5,292,162</b>	<b>5,043,900</b>	<b>248,262</b>	<b>4.9%</b>	<b>37,032,496</b>	<b>36,690,500</b>	<b>341,996</b>	<b>0.9%</b>
<b>TOTAL - CORPORATION TAXES</b>	<b>835,315</b>	<b>655,800</b>	<b>179,515</b>	<b>27.4%</b>	<b>7,171,057</b>	<b>6,838,900</b>	<b>332,157</b>	<b>4.9%</b>
Corporate Net Income	701,714	538,900	162,814	30.2%	4,378,946	4,191,100	187,846	4.5%
Gross Receipts	2,484	2,000	484	24.2%	1,380,999	1,306,200	74,799	5.7%
Utility Property	24,930	22,500	2,430	10.8%	27,307	23,700	3,607	15.2%
Insurance Premiums	95,362	85,000	10,362	12.2%	1,001,318	993,400	7,918	0.8%
Bank Shares	729	2,000	-1,271	-63.5%	354,766	299,500	55,266	18.5%
Mutual Thrift	10,097	5,400	4,697	87.0%	27,722	25,000	2,722	10.9%
<b>TOTAL - CONSUMPTION TAXES</b>	<b>1,212,289</b>	<b>1,218,200</b>	<b>-5,911</b>	<b>-0.5%</b>	<b>12,861,952</b>	<b>12,838,400</b>	<b>23,552</b>	<b>0.2%</b>
<b>SALES &amp; USE</b>	<b>1,211,410</b>	<b>1,211,500</b>	<b>-90</b>	<b>0.0%</b>	<b>11,832,848</b>	<b>11,750,200</b>	<b>82,648</b>	<b>0.7%</b>
Non-Motor Vehicle	1,081,442	1,103,900	-22,458	-2.0%	10,723,058	10,670,300	52,758	0.5%
Motor Vehicle	129,968	107,600	22,368	20.8%	1,109,790	1,079,900	29,890	2.8%
Cigarette	-46,869	-45,900	-969	-2.1%	517,639	548,500	-30,861	-5.6%
Other Tobacco Products	11,592	14,200	-2,608	-18.4%	121,207	135,900	-14,693	-10.8%
Malt Beverage	1,549	1,800	-251	-14.0%	17,439	18,000	-561	-3.1%
Liquor	34,608	36,600	-1,992	-5.4%	372,819	385,800	-12,981	-3.4%
<b>TOTAL - PERSONAL INCOME &amp; OTHER TAXES</b>	<b>3,244,558</b>	<b>3,169,900</b>	<b>74,658</b>	<b>2.4%</b>	<b>16,999,488</b>	<b>17,013,200</b>	<b>-13,712</b>	<b>-0.1%</b>
<b>PERSONAL INCOME</b>	<b>2,953,971</b>	<b>2,968,600</b>	<b>-14,629</b>	<b>-0.5%</b>	<b>15,024,427</b>	<b>15,181,900</b>	<b>-157,473</b>	<b>-1.0%</b>
Withholding	1,084,506	1,060,400	24,106	2.3%	11,017,667	10,953,700	63,967	0.6%
Quarterly	463,442	514,300	-50,858	-9.9%	1,983,399	2,324,700	-341,301	-14.7%
Annual	1,406,023	1,393,900	12,123	0.9%	2,023,362	1,903,500	119,862	6.3%
Realty Transfer	48,747	45,300	3,447	7.6%	427,395	413,900	13,495	3.3%
Inheritance	210,831	123,400	87,431	70.9%	1,368,364	1,231,000	137,364	11.2%
Gaming	29,794	30,800	-1,006	-3.3%	304,304	309,500	-5,196	-1.7%
Minor & Repealed	1,214	1,800	-586	-32.5%	-125,003	-123,100	-1,903	-1.5%
<b>TOTAL - NON-TAX REVENUE</b>	<b>393,422</b>	<b>268,400</b>	<b>125,022</b>	<b>46.6%</b>	<b>1,451,908</b>	<b>1,054,600</b>	<b>397,308</b>	<b>37.7%</b>
Liquor Store Profits	0	0	0		185,100	185,100	0	0.0%
Licenses & Fees	-1,573	1,300	-2,873	-221.0%	157,613	142,900	14,713	10.3%
Miscellaneous	388,902	261,100	127,802	48.9%	1,049,791	667,100	382,691	57.4%
Fines, Penalties, & Interest	6,093	6,000	93	1.5%	59,404	59,500	-96	-0.2%

# MONTHLY REVENUE REPORT

Josh Shapiro, Governor

Patrick M. Browne, Secretary of Revenue



**pennsylvania**  
DEPARTMENT OF REVENUE

APRIL 2024

## MOTOR LICENSE FUND GROWTH

\$K

REVENUE SOURCES	APRIL 2024	APRIL 2023	GROWTH	FISCAL YTD 2023-24	FISCAL YTD 2022-23	GROWTH
<b>TOTAL - MOTOR LICENSE FUND</b>	<b>270,012</b>	<b>291,045</b>	<b>-7.2%</b>	<b>2,549,790</b>	<b>2,425,401</b>	<b>5.1%</b>
<b>TOTAL - LIQUID FUELS TAXES</b>	<b>140,472</b>	<b>160,690</b>	<b>-12.6%</b>	<b>1,449,472</b>	<b>1,457,196</b>	<b>-0.5%</b>
Motor Carriers/IFTA	305	1,705	-82.1%	109,392	120,533	-9.2%
Alternative Fuels	1,501	1,502	-0.1%	15,168	14,870	2.0%
Oil Company Franchise	72,733	75,987	-4.3%	814,292	784,675	3.8%
Act 89 OCFT - Fuels	10,530	11,823	-10.9%	120,491	119,839	0.5%
Act 89 OCFT - Liquid	55,403	69,673	-20.5%	390,126	417,245	-6.5%
Minor & Repealed	0	0	7.9%	4	34	-89.5%
<b>TOTAL - LICENSES AND FEES</b>	<b>119,738</b>	<b>121,425</b>	<b>-1.4%</b>	<b>1,011,271</b>	<b>916,559</b>	<b>10.3%</b>
Special Hauling Permits	2,623	2,877	-8.8%	29,399	28,428	3.4%
Registrations Other States-IRP	32,884	33,673	-2.3%	177,781	169,544	4.9%
Operators Licenses	6,608	5,436	21.6%	66,255	52,346	26.6%
Real ID	897	759	18.1%	6,577	11,192	-41.2%
Vehicle Registrations & Titling	74,544	71,587	4.1%	701,087	642,198	9.2%
Miscellaneous Collections	2,183	7,092	-69.2%	30,171	12,852	134.8%
<b>TOTAL - OTHER MOTOR RECEIPTS</b>	<b>9,802</b>	<b>8,930</b>	<b>9.8%</b>	<b>89,047</b>	<b>51,646</b>	<b>72.4%</b>
Fines, Penalties, & Interest	305	2,008	-84.8%	222	2,809	-92.1%
Miscellaneous - Treasury	9,318	6,719	38.7%	87,937	47,153	86.5%
Other Miscellaneous	179	203	-12.1%	888	1,684	-47.3%

## MOTOR LICENSE FUND COMPARISON OF ACTUAL TO ESTIMATE

\$K

	APRIL		DIFFERENCE		FISCAL YTD		DIFFERENCE	
	ACTUAL	ESTIMATED	AMOUNT	PERCENT	ACTUAL	ESTIMATED	AMOUNT	PERCENT
<b>TOTAL - MOTOR LICENSE FUND</b>	<b>270,012</b>	<b>292,420</b>	<b>-22,408</b>	<b>-7.7%</b>	<b>2,549,790</b>	<b>2,541,720</b>	<b>8,070</b>	<b>0.3%</b>
<b>TOTAL - LIQUID FUELS TAXES</b>	<b>140,472</b>	<b>146,100</b>	<b>-5,628</b>	<b>-3.9%</b>	<b>1,449,472</b>	<b>1,488,300</b>	<b>-38,828</b>	<b>-2.6%</b>
Motor Carriers/IFTA	305	2,500	-2,195	-87.8%	109,392	129,900	-20,508	-15.8%
Alternative Fuels	1,501	1,500	1	0.1%	15,168	15,700	-532	-3.4%
Oil Company Franchise	72,733	69,900	2,833	4.1%	814,292	827,400	-13,108	-1.6%
Act 89 OCFT - Fuels	10,530	10,800	-270	-2.5%	120,491	125,200	-4,709	-3.8%
Act 89 OCFT - Liquid	55,403	61,400	-5,997	-9.8%	390,126	390,100	26	0.0%
Minor & Repealed	0	0	0		4	0	4	
<b>TOTAL - LICENSES AND FEES</b>	<b>119,738</b>	<b>142,700</b>	<b>-22,962</b>	<b>-16.1%</b>	<b>1,011,271</b>	<b>1,004,900</b>	<b>6,371</b>	<b>0.6%</b>
<b>TOTAL - OTHER MOTOR RECEIPTS</b>	<b>9,802</b>	<b>3,620</b>	<b>6,182</b>	<b>170.8%</b>	<b>89,047</b>	<b>48,520</b>	<b>40,527</b>	<b>83.5%</b>